

MEDICAL BREAKTHROUGHS

g hands



Geoff Baker and his audio frequency therapy offers hope to arthritis sufferers all over the world. The AFT unit which Geoff is holding is compact and can be worn at work or at home.

A former CSIRO research officer, Geoff Baker of Terrigal, has developed a new approach to relieving and curing arthritis.

Geoff, who was working as an engineering geophysicist during the early '80s, contracted mercury poisoning and fell ill.

He fought for his life for eight years but was not expected to recover. In desperation Geoff applied his research talents to save his own life.

Gathering new developments from overseas and improving on them he healed himself over 12 months.

The technique he used is called audio frequency treatment (AFT), which was pioneered more than 70 years ago overseas.

Geoff's version of AFT has now been developed by a private company - BWB Geltech - which had formerly conducted a study into the efficacy of Geoff's approach.

The study, supported by the Arthritis Foundation of NSW, involved 49 randomly selected volunteers suffering from chronic rheumatoid and osteo arthritis. The study took place at Tuggerah Lakes Community Centre from May to August this year.

Most of the 28 Central Coast volunteers who were treated experienced significant reduction in their arthritic signs and symptoms.

Reduction of pain levels in affected areas of these individuals ranged from 12 to 85

per cent over the 12 weeks of treatment.

Many volunteers who continued with a second course of treatment achieved total relief of pain, inflammation and swelling, even with a history of suffering spanning decades.

The study concluded that AFT offers an impressive non-drug alternative in the treatment of chronic osteo and rheumatoid arthritis, with minimal side affects.

According to Geoff, AFT also aids in the general area of health management. This includes pathogen destruction which destroys acute strains of bacteria, fungi, and virus as well as offering temporary relief from minor colds and flu.

All sufferers of arthritis on the Central Coast are invited to a public meeting at Central Coast Leagues Club on Tuesday, December 7, Friday, December 10, and Saturday, December 11, all at 1pm.

A full presentation of the study results will be given along with an opportunity to meet with study volunteers.

Free advice will be available dealing with basic tactics to aid in eliminating the disease.

Information pertaining to the causes of arthritis, correct diet and lifestyle and AFT will be presented. Admission is free.

Winners

Les Brown of Killarney Vale and Danielle Kent of Horsfield Bay will be among the crowd of Australian cricket supporters at the historic one-day clash with South Africa at the Sydney Cricket Ground on Tuesday, December 14. As winners of our cricket ticket competition, Les and Danielle will travel to the game in a luxury coach courtesy of Entertainment Tours.

BRAKES FAIL ON HILL

From page 1.

"Somebody was shouting at me to get out but all I remember saying was 'What about me truck?' You see, I only started this new job a week ago after being unemployed for 12 months," he said.

The truck belongs to Sydney-based transport company Prospers and was carrying a load of groceries for Coles supermarket at West Gosford.

Incredibly, Mr Carlyon was the only person injured in the spectacular crash and even his injuries were confined to two deep cuts on his knee and forehead and several large bruises.

"I've been driving trucks for 15 years but this is my first accident," he said, adding that he fully intended to be back at work before the end of the week.

"After being out of permanent work for a year, it was so hard to find someone to give me a break. There's no way I'm gonna give this job up.

"The only thing that would stop me driving would be if I caused a fatality. That's one thing I never want to have to live with."

If police investigations reveal that the brakes on the truck were faulty, both Mr Carlyon and Prospers are likely to be charged with negligence.



7 14 93

**A PLACEBO STUDY OF AUDIO FREQUENCY THERAPY
IN THE TREATMENT OF ARTHRITIS**

by
Geoff Baker (B. App. Sci)
Director of Research & Development
BWBGELTECH PTY LTD / now: Electromed (Aust.) P/L

PREFACE

The foundations of Audio Frequency Therapy lay in the laws of physics. Its theories and application are unrelated to Traditional Medical Practice and drug therapy.

For these reasons the overall supervision of the following study was undertaken by a qualified Science Professional in co-operation with interested Australian Medical Specialists and General Practitioners.

We wish to express our great appreciation to:

- the Organisations, Companies and Medical Professionals who contributed valuable assistance and advice to the study.
- the General Practitioners of the study volunteers who complied with the Study requisites.

With special thanks to

- the long suffering Study Volunteers for their patience and commitment to regular attendance of therapy sessions.

**The Directors
BWBGELTECH Pty Ltd**

CONTENTS

- 1 Abstract
- 2 Key Words
- 3 Introduction
- 4 Patients and Method
- 5 Results
- 6 Discussion
- 7 Result Summary and Conclusions
- 8 References
- 9 Appendices
 - A Five selected case histories
 - B Laymans Summary of Study Findings
 - C Arthritis - possible causes and treatment
 - D The HLB Test
 - E Volunteers Testimonies

1. ABSTRACT

The effectiveness of Audio Frequency Therapy in relieving arthritic symptoms in 49 randomly selected volunteers suffering from chronic Rheumatoid and Osteoarthritis was investigated in a three month placebo study conducted at the Tuggerah Lakes Community Centre on the Central Coast of New South Wales (10th May 1993 to 14th August 1993).

The study was initiated by a private company, BWBGELTECH PTY LTD seeking assistance from an arthritis support organisation, interested doctors, and a commercial laboratory.

Placebo study conditions were strictly adhered to, with no volunteer being aware of whether he or she was receiving treatment. Three treatments per week of three hours duration were administered using thirty-four Audio Frequency Therapy Units (AFTU's - ARTG No. AUST L 48725) produced by BWBGELTECH. These pocket sized computerised devices allowed carefully selected menus of frequency programs to be applied to each chosen volunteer.

All participants were regularly monitored by self-evaluation of pain on visual analogue scales which complied with a standard hospital protocol for monitoring pain in arthritis patients. Also pre and post study HLB testing was provided by Australian Biologics Testing Services (Sydney) for seven randomly selected volunteers from the treated and placebo groups. Similarly, independent post-study appraisal of each volunteer's condition by their referring General Practitioner was requested.

On completion of the study, the mean value of percentage reduction in overall pain (Figures 1 and 2) of the treated group was 34 percent (n = 28) compared with 13 percent reduction in the untreated group (n = 21). The mean 13 percent reduction of pain in the untreated volunteers was generally attributable to the emotional benefits received by being involved in the study. This improvement was not evidenced in the blood test results.

The mean value of percentage decrease in inflammatory oxidative processes in the extremities of volunteers (ROTS masses, HLB test) which relates to the severity of the arthritic state was 26 percent in treated volunteers (n = 8) compared with one percent increase in untreated volunteers (n = 7), fig 3.

i.e. high oxidative states equate to increased severity of the arthritic condition.

The net mean reduction in pain of the treated volunteers when compared with the untreated group was 21 percent which is in good agreement with the net mean 26 percent reduction in oxidative processes in the treated versus untreated groups.

The significant improvement in treated volunteers signs and symptoms was confirmed in written testimonies requested from each participant at the conclusion of the study.

Those who experienced no improvement with treatment during the short term of the Study were generally late stage chronic arthritics whose pain was primarily related to an advanced state of degeneration of their joints (generally joint replacements were pending) or they were suffering from pain due to unrelated illnesses. Further long term treatment may bring improvement in these individuals when combined with other forms of regenerative therapy.

The results of the trial suggest Audio Frequency Therapy offers an effective non-drug based alternative in the treatment of chronic Osteo and Rheumatoid Arthritis with minimal short term side effects.

2. KEY WORDS

Placebo Study, BWBGELTECH Pty Ltd, Audio Frequency Therapy, Royal
Raymond Rife, Rheumatoid Arthritis, Osteoarthritis, Pain levels, HLB Blood Test.

3. INTRODUCTION

Over the last sixty years much controversy has surrounded the work of Royal Raymond Rife (1888-1971 California USA) pertaining to his treatment of cancer and infectious diseases using resonant frequency principles.

Rife (1) in 1953 reported the effectiveness of using resonant frequency devices in destruction of virus, bacteria and fungi in animals and humans.

Crane (2) in 1978 explains the theories and practise of using frequency devices to improve human cell function.

Lynes (3) in 1987 gave a biography of Rife and his work, highlighting the effectiveness of frequency devices in the destruction of cancer in humans and the resulting suppression of these findings by the US Medical-Pharmaceutical cartel.

Seidel (4) in 1944 reported Rife's advances in the observation and classification of disease organisms. He relates Rife's theory of pleomorphism and reports Rife's ability to destroy these organisms by using rays of "certain lethal frequencies co-ordinated with the particular frequencies peculiar to each individual organism".

More recently Nexus magazine (5) 1993 portrays Rife's story.

In Australia the application of these techniques has been limited to a few Medical Practitioners and a small sector of the Alternative Medical Fraternity. Doctor Sam Chachoua (Melbourne, Mexico) and Doctor Horst Poehlmann (Adelaide) have reportedly been involved in developmental investigations pertaining to frequency devices in the treatment of illness. Formal studies are few. Poehlmann (6) and Watts (7) ¹ will speak on related topics in the World Congress on Cancer, Sydney, April 1994.

My involvement with frequency therapy came through a long search for effective solutions to personal chronic debility resulting from a severe case of mercury poisoning which I contracted in a previous profession. It left me an invalid for nine years (Australian Central Coast Newspapers (8), 1993). Treatment with frequency devices rapidly restored my quality of life where all other traditional and alternative medical treatments failed.

The following work represents the culmination of five years of personal study and experimentation in the effective application of frequency methods in treating illness. This continuing research has resulted in the formation of BWBGELTECH Pty Ltd and evolution of the present generation of Audio Frequency Therapy Units (AFTU's).

The Directors of BWBGELTECH envisage that the Arthritis Placebo Study will be the first of many valid trials to verify overseas findings and further assess the effectiveness of frequency therapy in the treatment of other illnesses besides arthritis. Thereby establishing the foundations of a new field of health care to be seen as a valuable adjunct to the existing therapies presently employed in both the traditional and alternative medical professions in Australia.

¹ Withdrawn from the Congress - February 1993

4. PATIENTS AND METHOD

Sixty-two randomly selected volunteers suffering from chronic arthritis entered the Arthritis Placebo Study which commenced at the Tuggerah Lakes Community Centre at Bateau Bay on the Central Coast of New South Wales on 10 May 1993.

Each volunteer was requested to document levels of pain presently experienced in a maximum of six affected joints, when engaged in three nominated activities making pain worse. In addition, a referral from their General Practitioner was requested and any other documentation outlining the nature and severity of their condition.

The volunteers were then randomly split into two groups:

GROUP A (treated group)

Consisting of thirty-one adults which over the term of the Study reduced to twenty-eight. This group was made up of sixteen females and twelve males with an age range of 27 to 78 years, mean age was 58 years. Nineteen were suffering from Osteoarthritis, four from Rheumatoid Arthritis and five from both.

GROUP B (untreated or control group)

Made up of thirty-one adults which reduced to twenty-one. The high withdrawal rate was attributable to lack of improvement in their condition during the early stages of the Study. This group was reduced to thirteen females and eight males with an age range of 48 to 77 years, mean age was 65 years. Eighteen were suffering from Osteoarthritis and three from Rheumatoid Arthritis.

Pre and post Study blood samples were taken from seven randomly selected volunteers from both groups for HLB 2 screening provided by Australian Biologics Testing Services (Sydney).

Group A was then treated three times weekly in three hour sessions for twelve weeks with Audio Frequency Therapy. Group B was given the same regimen of placebo treatments (i.e. was left untreated). No member of either group was aware of whether he or she was receiving treatment for the full duration of the Study.

Regular monitoring of the pain levels of all volunteers on visual analogue scales was conducted at four weekly intervals.

On completion of the program a post-study appraisal of each volunteer's condition by their General Practitioner was requested.

² Bradford (9) reported the HLB test as being effective in "prognosis of degenerative diseases" and by its nature is able to closely follow metabolic response of the biological system to therapy. (see HLB test - Appendix D). The HLB test has recently gained widespread acceptance in Australia amongst practitioners from both fields of alternative and traditional medicines. For these reasons it was selected to complement the visual analog scales and provide a reliable representation of changes in the Study volunteers' arthritic condition while undergoing treatment.

POST STUDY INFORMAL TREATMENT OF GROUP B

Sixteen of the original thirty-one volunteers from Group B attended a post Study twelve week program of treatment from the 6th September 1993 to 3rd December 1993. These sessions were administered and monitored on a similar format to the formal Study. Seven of the more chronic volunteers from Group A requested participation in this program to further improve their arthritis condition) to form Group C i.e. volunteers treated for a period of twenty-four weeks.

A retrospective analysis was made of the arthritic condition of all volunteers on the 26th February 1994, three months after the conclusion of the post study informal treatment sessions administered to Groups B and C.

5. RESULTS

PAIN LEVELS -- Placebo Study

Mean levels of Group pre-treatment pain (Ppt) and Group post Study pain (Pps) (Figure 1 and 2) were determined using:

$$\bar{X} \text{ Ppt}, \quad \bar{X} \text{ Pps} \quad = \quad \frac{\sum P_{x_{1-n}}}{n}$$

where;
$$\bar{P}_x \quad = \quad \frac{\sum P_{y_{1-n_j}}}{n_j}$$

\bar{P}_y = mean pain level recorded in each monitored joint by each volunteer (when engaged in three nominated activities - max. six joints per person)

n_j = number of joints nominated for monitoring by each volunteer.

\bar{P}_x = mean pain level for each volunteer.

n = number of volunteers in each Group

$\bar{X} \text{ Ppt}$ = mean Group pre-treatment pain level

$\bar{X} \text{ Pps}$ = mean Group post-study pain level

The mean value of pre-treatment pain levels ($\bar{X} \text{ Ppt}$) for both groups was very high. For Group A, $\bar{X} \text{ Ppt}$ was equal to 7.4 3 sd = 1.0, and for Group B (Control Group) was equal to 6.0 sd = 1.6. ⁴ Indicating all volunteers were experiencing high to very high levels of pain on commencement of the Study.

The significant difference between $\bar{X} \text{ Ppt}$, Group A and $\bar{X} \text{ Ppt}$, Group B (i.e. lower mean pain level of Group B) arose when some of the worst cases in Group B (untreated group) left because of lack of improvement in their condition during the early stages of the Study. Their results were excluded from the final analysis.

³ A nominated value of 10.0 on the visual analog scales indicates that a volunteer is suffering extreme pain. A value of 0.0 indicates a volunteer is suffering no pain.

⁴ sd = standard deviation.

After twelve weeks of treatment the post study mean pain levels (X Pps) of the treated group significantly fell by 34 percent to a mean level of 4.0 sd = 2.3, (Figure 2) whereas the untreated group (Group B) experienced a mean reduction in pain of 13 percent to a level of 4.7 sd = 2.5.

The mean 13 percent reduction of pain in untreated volunteers was generally attributable to the emotional benefits incurred by being involved in the study.

Analysis of the relative changes in the condition of the Osteoarthritics versus the Rheumatoid arthritics in the Study was inconclusive due to the limited statistical population.

HLB BLOOD TEST RESULTS -- Placebo Study

The HLB blood tests offer a more reliable measure of a volunteers arthritic condition than self evaluation of pain i.e. its results are independent of a patient's psychosomatic status and unrelated to symptomatic analysis.

Analysis of the HLB blood tests (fig 3) give the mean value of percentage decrease in inflammatory oxidative processes (ROTS masses) in the volunteer's extremities (which relates to the severity of the arthritic state) as being 26 percent in treated volunteers (n = 8) compared with a 1 percent increase in ROTs masses in untreated volunteers (n = 7). i.e. the mean arthritic condition of the untreated (control) group deteriorated during the Study.

The net mean 26 percent improvement in the arthritic condition of treated volunteers suggested by the blood test results is in reasonable agreement with the net mean 21 percent reduction in treated volunteers pain levels.

PAIN LEVELS -- Post Study Informal Treatment of Groups B and C

Analysis of pain levels during this informal program are shown in Figure 4. Net mean reduction of pain in Groups B and C at the conclusion of the treatment program was respectively 21 percent and 23 percent

which is in reasonable agreement with the net mean 21 percent reduction in pain experienced by Group A in the formal Study. The results suggest that an average sufferer of Rheumatoid or Osteoarthritis


undergoing Audio Frequency Therapy could expect approximately a 22 percent reduction in pain levels in 36 three-hour treatment sessions over twelve weeks.

On completion of this second treatment program, the mean level of pain of all participants was 3.0, indicating that low to moderate levels of pain were generally being experienced by all volunteers.


Some volunteers in Group C commented that where they had not improved well during the first twelve weeks of treatment, they experienced significant reduction of arthritis related pain during the second course of treatment.

Also others in this group who experienced good pain relief under treatment in the formal Study indicated that this trend continued with further treatment to a point of improvement where there was little or no pain remaining and all their arthritic signs and symptoms had subsided (see testimonials - Appendix E 4. - Group C).

Figure 1. A.F.T./ARTHRITIS STUDY — Volunteers Pain Levels



Group A — Treated Volunteers



Group B — Untreated Volunteers

KEY

-  Pain Reduction During Formal Study (10/8/45 - 1/11/45)
-  Pain Remaining on Completion of Formal Study (1/11/45)
-  Pain Levels on 3/10/45 After Completion of Informal Placebo Treatment Program
-  Pain Levels on 2/2/46 - 3 Months After Completion of Full Study Program

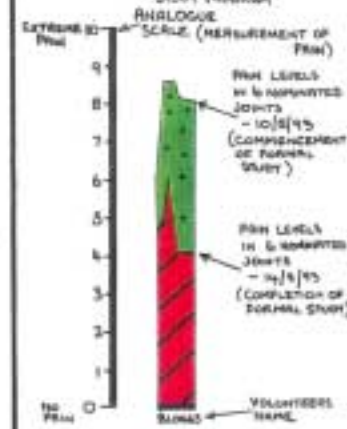


Figure 2. VOLUNTEERS PAIN LEVELS – FORMAL STUDY

Group	A – Treated		B - Untreated	
	Pre Study	Post Study	Pre Study	Post Study
Mean	7.4	4.0	6.0	4.7
sd	1.0	2.3	1.6	2.5
n	28	28	21	21

**Figure 3. BLOOD TESTS – PERCENTAGE DECREASE IN H.L.B. SCORES
ROTS MASSES CATEGORY: INFLAM. EXTREMITIES**

Group	A – Treated		B - Untreated	
		Post Study		Post Study
Mean		26%		1% increase
sd		15%		13%
n		8		7

PAIN LEVELS -- Retrospective analysis of all volunteers on 26 Feb 1994
Analysis of pain levels are shown in figure 5.

The results suggest that an average volunteer was experiencing low to moderate pain levels of 3.5 three months after completion of the Study program. This is in contrast to the high pain levels of 6.7 which were being experienced by an average volunteer on entering the Study before treatment with Audio Frequency Therapy.

Figure 4. VOLUNTEERS PAIN LEVELS – INFORMAL POST STUDY TREATMENT PROGRAM

Group	B – Treated		C - Treated	
	Pre Treatment	Post Treatment	Pre Treatment	Post Treatment
Mean	4.9	2.8	5.4	3.1
sd	2.0	1.5	2.5	2.3
n	16	16	7	7

Figure 3. VOLUNTEERS PAIN LEVELS – 3 MONTHS AFTER COMPLETION OF STUDY

Group	All Available Volunteers On 26 Feb 1994
Mean	3.5
sd	2.1
n	42

6. DISCUSSION

AUDIO FREQUENCY THERAPY IN THE TREATMENT OF ARTHRITIS

Crane (2) specified resonant frequencies which promote more efficient functioning of the human cell and major organs.

Correct application of these frequencies to the human body may result in general improvement of metabolism.

The study findings suggest that regular treatments with an Audio Frequency Therapy Unit may strengthen the weaknesses in metabolism of an average arthritis sufferer due to age related degenerative changes or any other “unknown” arthritis related causative factor/s. (See appendix C)

It is probable that this overall ‘strengthening’ effect was the major factor contributing to the significant improvement in many arthritis signs and symptoms as documented by a high percentage of the Study volunteers while undergoing frequency therapy.

A summary of physical improvements experienced by treated volunteers in the Study were:

- significantly reduced levels of arthritis related pain, swelling and inflammation (volunteer testimonies)
- increased mobility of arthritis affected joints (volunteer testimonies) 1
- raised physical energies (volunteer testimonies) 1
- improved mental and physical stress tolerance (volunteer testimonies) 1
- increased mental acuity (volunteer testimonies) 1
- improved overall health (volunteer testimonies) 1
- accelerated detoxification of lymph and blood (HLB test) improved liver function (HLB test)
- reduced oxidation levels (HLB test) 1

These findings suggest a more comprehensive Study would be worthwhile. A double blind crossover Study conducted by a recognised medical research establishment encompassing a large population of Rheumatoid Arthritis sufferers in the acute stage would provide valuable statistics on the worth of Audio Frequency Therapy to the community. The activity of the disease could be monitored by conventional medical tests such as ESR, RF and ANA in conjunction with visual analogue scales and HLB.

7. RESULT SUMMARY AND CONCLUSIONS

The Study results suggest that

- Audio Frequency Therapy is highly effective in the treatment of Osteo and Rheumatoid Arthritis. After 36 three hour treatment sessions of Audio Frequency Therapy, the net mean overall improvement in the arthritic condition of treated volunteers (irrespective of type of arthritis suffered) was approximately 25 percent (based an analysis of pain levels and HLB blood tests).
- Continued reduction of pain levels under the extended treatment sessions administered to Group C (72 three hour treatment sessions, fig 4) suggest that the benefits of Audio Frequency Therapy are cumulative and in proportion to the number of treatment sessions a patient undergoes.
- Extrapolation of the mean improvement rate of all treated volunteers in considering the “worst case” situation suggests that it may be possible to completely eliminate many Arthritis signs and symptoms in any sufferer of Osteo or Rheumatoid Arthritis in less than twelve months with an AFTU treatment program of three, three hour sessions per week.
- Frequency Therapy may relieve all arthritis symptoms permanently. This may be possible if the underlying causative factors (Appendix C) are also dealt with and the patient is given time to heal. A cleansing dietary regimen would be considered essential in all cases.
- Audio Frequency Therapy may relieve pain, swelling and inflammation in all arthritis affected areas, but will leave pain in joints which have suffered major degeneration
 - i.e. moderate to complete breakdown of articular cartilage leaving exposed bone - Curry (10) Grade 2,3,4 Osteoarthritics are typical.
- No significant adverse side effects may be expected within the short term i.e. less than 12 months (based on clinical experience) if the above treatment protocol is adhered to and the Audio Frequency Therapy Unit operation manual closely followed. Long term side effects are unknown but may be similar in nature to TENS therapy. Continuous treatment with Audio Frequency Therapy Units over twelve months is not recommended.

8. REFERENCES

1. Rife, R. R. "History of the Development of a Successful Treatment for Cancer and other Virus, Bacteria and Fungi". Rife Virus Microscope Institute, San Diego, USA, 1953.
2. Crane, J. "A Study of Electron Therapy". John F. Crane Corp., San Diego, USA 1978.
3. Lynes, B. *The Cancer Cure That Worked*. Marcus Books, Ontario, Canada 1992.
4. Seidel, R. E., Winter M. Elizabeth, "The New Microscopes", Annual Report, Smithsonian Institute, USA, 1944 pp.193-220
5. "Royal Raymond Rife and the Cancer Cure that worked", Nexus, October-November 1993, Aust. pp.25-29.
6. Poehlmann, H. "Theory and Practice of Neural Therapy and Frequency Generators in the Treatment of Malignant Disease". Proc World Congress on Cancer, Aust. April 1994.
7. Watts D. (Nasa Scientist) "Resonant Frequencies - Anti-Viral, Anti-Bacterial, Use in Healing" Proc World Congress on Cancer Aust. April 1994.
8. "Healing Hands", The Sun Weekly, Central Coast NSW Aust. December 2 1993.
9. Bradford, R.W., Allen, H.W., Culbert, M. L., "Phase 1 Research Project - The HLB Blood Test", Robert Bradford Research Institute, Ca USA, 1981.
10. Currey, H.L.F. (edit). *Mason and Currey's Clinical Rheumatology* Pitman, UK, 1980.
11. Müller, W. Schilling, F., Schmidt, K.L. *Rheumatic Therapy in Medical Practice*. La Roche Ltd., Besel, Switzerland. 1990.
12. Rosenbaum, M., Susser, M. *Solving the Puzzle of Chronic Fatigue*. Life Sciences Press USA 1992.
13. Godfrey, M., Campbell N. "Confirmation of Mercury Retention and Toxicity using - (2,3) - Dimercaptopropane - (1) -sulphonate (DMPS)". *Journal of Advancement in Medicine*. Vol.7 No.1 Spring 1994.

9. APPENDICES

APPENDICES

APPENDIX (A) - Five selected case histories

The following Case Histories have been chosen to give an overview of the effects of Audio Frequency Therapy on a cross section of the Study population.

Five volunteers of contrasting backgrounds and clinical histories have been included.

Each has provided a statutory declaration attesting to the accuracy of each case history and supporting documentation from each volunteer's General Practitioner has been included where possible.

A - see attached statutory declaration

CASE STUDY 1

VOLUNTEER'S NAME: Jeffrey Perry
 LOCATION: Wyong NSW
 AGE: 27
 SUFFERING FROM: Rheumatoid and Osteoarthritis for 8 years
 AREAS AFFECTED: All joints

HISTORY:

Jeff experienced first signs of arthritis when he was 19 years and 8 months. He was single, working as a qualified motor mechanic in Sydney, living with his parents in Greystanes.

He was competent sportsman, being an A grade squash player, involved in social tennis and a professional state soccer player.

At age 23 increasing Arthritis related pain, physical degeneration and fatigue forced Jeff to leave his job and seek a clerical position. He was unsuccessful in maintaining this position and all subsequent attempts to rejoin the workforce failed due to his increasing debility. He became an invalid pensioner in 1990 at age 24.

Before entering the Arthritis Placebo Study in March 1993 Jeff was so seriously debilitated:

- he was hospitalised frequently 1
- could only walk 50 metres 1
- was unable to lift his hands above his head 1
- unable to brush his hair 1
- unable to bend over and pick up his shoes 1

His pre Study drug therapy program was:

- penicillamine 1
- prednisone 1

His previous drug regimen included:

- Feldene 1
- Methotrexate 1
- Salazopyrin 1
- Voltaren 1
- Indocid 1
- Brufen 1
- Auranofin 1

Jeff entered the Arthritis Placebo Study and became a member of Group A (treated volunteers). He underwent 36 treatments of Audio Frequency Therapy which considerably improved his condition.

After 24 treatments Jeff testified to a 25 percent improvement in his overall arthritic condition. On 14th August 1993 his post study condition was excellent with a 30 percent reduction in overall pain and substantial improvement in energy levels.

With continued Audio Frequency Therapy, nutritional therapy and dietary modification, Jeff s condition has further improved. All drug therapy has presently been discontinued.

On the 25th March 1994, six months after completion of the Study, Jeff has returned to work. He now owns and operates a successful panel beating and detailing shop at North Gosford on the Central Coast of New South Wales and is currently working a seven day, 110 hour week.

STATUTORY DECLARATION

I, JEFFREY CRAIG REEY of LOT 52 CAPE RD
WYONG in the State of New South Wales, MOTOR MECHANIC

do solemnly and sincerely declare as follows:

1. I have read my medical case history, a copy of which is annexed to this statutory declaration and marked with the letter "A".
2. To the best of my knowledge and belief the said medical case history is true and correct in all respects.
3. I make this declaration in the knowledge that it may be used to substantiate claims concerning the alleged benefits of a device known as the "Audio Frequency Therapy Unit".
4. I have not been paid to make this declaration or participate in any medical trials, nor do I have any financial interest in the device known as the "Audio Frequency Therapy Unit".

AND I MAKE this solemn declaration conscientiously believing the same to be true and by virtue of the provisions of the Oaths Act 1900.

SUBSCRIBED AND DECLARED on)
 4/5 1994 at)
 WYONG before me:) J. Reey

J. Berryman
 Justice of the Peace or Solicitor

A - see attached statutory declaration

CASE STUDY 2

NAME:	Ruth Bullock
LOCATION:	Woy Woy NSW
AGE:	62
SUFFERING FROM:	<ul style="list-style-type: none"> • Osteoarthritis and Gout for 24 years • Angina 12 years
AREAS AFFECTED:	Feet, Right knee, Hands and Spine

HISTORY:

Ruth's Osteoarthritis onset at age 38 years during 1970. She was married with five children, living at Ettalong New South Wales. She was a housewife and also a part time factory worker at a local Poultry plant. Her recreational activities were sewing, knitting, gardening, and fishing. She describes herself then as "strong and healthy", with no previous major health problems.

The Osteoarthritis initially affected her spine. By 1975 it had spread to her right knee. She sought medical assistance from her General Practitioner complaining of severe pain and swelling in these areas.

Ruth suffered a major heart attack at age 50 in 1982. She was treated at Gosford Hospital for this condition which resulted in chronic debilitating Angina.

By 1984, Ruth's Arthritis condition worsened moving into her hands and feet, causing constant moderate to extreme pain, swelling and inflammation in all affected areas. She also developed Gout in her feet.

Ruth's Angina and Arthritis symptoms together, caused a major disruption to her previously active lifestyle. Household duties became extremely difficult;

- She could only walk with difficulty (Arthritis pain). 1
- Hanging clothes on the line, raising her hands, or lifting anything heavy caused Angina pain.
- Vacuuming and sweeping caused extreme pain. 1
- She couldn't turn taps on (swollen painful hands) and had to take regular breaks when cooking. 1

From 1990 onwards Ruth regarded herself as a “partial invalid”. Her daily activities were restricted to sitting in a chair for six hours per day with limited house duties. She developed insomnia and depression.

Before entering the Arthritis Placebo Study during March 1993, Ruth’s drug therapy program was:

- Colgout Indocid
- Voltaren
- Dymadon

Her previous drug regimen included:

- Dolobid
- Clinoril
- Naprosyn
- Digesic
- Feldene
- Orudis
- Brufen
- Cortisone Injection 1

Ruth was treated in the Arthritis Placebo Study as a member of Group A. conclusion of the 12 week program she reported:

- A sixty percent decrease of pain (visual analog scales) and major reductions of swelling and inflammation in all Arthritis affected areas.
- She could walk with ease.
- She could turn taps on, vacuum and scrub and perform normal housework duties with no pain.
- She could sew, crochet and engage in moderate gardening duties with high energy levels. 1

Ruth attests “All my Arthritis symptoms were greatly improved after completing the trial.”

Ruth’s condition has continued to improve with further Audio Frequency Therapy. She has currently discontinued all Arthritis related drug therapy except Voltaren which she usually uses only once monthly.

Ruth commented on the 16th May 1994 “I feel seventy-five percent improved in my overall Arthritis condition, but I can’t say that I’m cured as I still suffer occasional pains in joints which have been degenerated because of the Arthritis.”

STATUTORY DECLARATION

I, Ruth Ballock of Way Way
_____ in the State of New South Wales, Home District
_____ do solemnly and sincerely declare as follows:

1. I have read my medical case history, a copy of which is annexed to this statutory declaration and marked with the letter "A".
2. To the best of my knowledge and belief the said medical case history is true and correct in all respects.
3. I make this declaration in the knowledge that it may be used to substantiate claims concerning the alleged benefits of a device known as the "Audio Frequency Therapy Unit".
4. I have not been paid to make this declaration or participate in any medical trials, nor do I have any financial interest in the device known as the "Audio Frequency Therapy Unit".

AND I MAKE this solemn declaration conscientiously believing the same to be true and by virtue of the provisions of the Oaths Act 1900.

SUBSCRIBED AND DECLARED on)
17 MAY 1994 at J.D.)
before me:) Ballock

J. Dawe
Justice of the Peace or Solicitor



- see attached statutory declaration

CASE STUDY 3

VOLUNTEER'S NAME:	Patricia Courts
LOCATION:	Ourimbah, NSW
AGE:	49
SUFFERING FROM:	Rheumatoid Arthritis for six years
AREAS AFFECTED:	Hands, wrists, elbows, knees and feet

HISTORY:

Patricia contracted rheumatoid arthritis in 1987 at age 43 years. She was employed as a Finance and Insurance Manager at a major motor dealership in Gosford NSW. She describes herself then as 'very busy', working six days per week. She was also involved in competition netball and tennis. Towards the end of 1988 her rheumatoid arthritis condition had caused significant physical debility forcing Patricia to resign from her full time position and seek part time work as a Secretary. Her symptoms included severe pain and swelling in her hands and wrists (unable to write any more) and she was suffering from a major fatigue state and depression.

After eight months she was discontinued in her secretarial position due to "poor overall performance". In 1989 Patricia found another position as a Dental Assistant but again was discontinued because she was "not coping". All due to her degenerating arthritis condition.

She persisted and found further casual work in 1990 as a TNT Courier.

When Patricia entered the Arthritis Placebo Study in May 1993 she was experiencing high levels of pain and swelling in all arthritis affected areas. Any physical work caused "debilitating discomfort". She used to "cry a lot" with her situation.

Drug regimen:

- Methotrexate
- Prednisone
- Dolobid

Patricia was treated with Audio Frequency Therapy for 12 weeks as a member of Group A. She testified to a 23 percent overall reduction of pain in all affected joints at the completion of the Study.

On the 25 March 1994, after a further 30 weeks of treatment with Frequency Therapy combined with a modified diet, Patricia's health has "normalised". She now attests to having no trace of arthritis or debility. She is gradually withdrawing from all drug therapy and has returned to her active sporting life. She has secured a full time position as a TNT Courier and works a competent 50 hour week. She comments "I can lug cartons upstairs, no problem!"

STATUTORY DECLARATION


I, PATRICIA MARIE COURTS of 14 WAMSLEY RD
DURIMAHIT in the State of New South Wales, COURTSH.

_____ do solemnly and sincerely declare as follows:

1. I have read my medical case history, a copy of which is annexed to this statutory declaration and marked with the letter "A".
2. To the best of my knowledge and belief the said medical case history is true and correct in all respects.
3. I make this declaration in the knowledge that it may be used to substantiate claims concerning the alleged benefits of a device known as the "Audio Frequency Therapy Unit".
4. I have not been paid to make this declaration or participate in any medical trials, nor do I have any financial interest in the device known as the "Audio Frequency Therapy Unit".

AND I MAKE this solemn declaration conscientiously believing the same to be true and by virtue of the provisions of the Oaths Act 1900.

SUBSCRIBED AND DECLARED on)
4/5 1994 at)
Esau before me:)



B. Tabac JP
Justice of the Peace or Solicitor

A - see attached statutory declaration

CASE STUDY 4

VOLUNTEER'S NAME: Norman Hirst
 LOCATION: Gosford, NSW
 AGE: 72
 SUFFERING FROM: Osteoarthritis for 25 years
 AREAS AFFECTED: Hands, hips, shoulders.

HISTORY:

Norm developed osteoarthritis in his hands, hips and shoulders in 1969. The severity of the symptoms worsened with progressively increasing swelling, inflammation and pain in all affected areas. A chronically degenerated spine forced Norm to an early retirement in 1981. At this point he was medically considered to be a severe arthritic. His debility included:

- continuously in pain
- difficulty washing in the shower
- inability to bend down or squat (ceased playing recreation bowls)
- inability to arise from a sleeping position in bed without experiencing severe pain
- difficulty driving

Norm was treated in the Arthritis Placebo Study as a member of Group A. On conclusion of 36 treatments he recorded a mean 40 percent overall decrease of pain in affected areas. Further treatment as a member of Group C improved Norm's arthritis condition markedly. On the 24th of March 1994, with a corrected dietary program Norm reports:

- he has no pain and swelling in hands or shoulders - no arthritis
- his hips are 80 to 90 percent improved - he still suffers occasional very mild pain in these areas
- he plays lawn bowls three days per week
- he can stand up from a squat with no pain and has no trouble arising from a sleeping position (no pain)
- he has discontinued all arthritis related drug therapy

Norm attests "All my arthritic problems have cleared up."

Norm was one of the study volunteers who recovered significantly from their arthritis condition under Audio Frequency Therapy in the Placebo Study and maintained this improvement without the need for further treatment.

STATUTORY DECLARATION

I, NORMAN HIRST of EAST GOSFORD
_____ in the State of New South Wales, PENSIONER
_____ do solemnly and sincerely declare as follows:

- 1. I have read my medical case history, a copy of which is annexed to this statutory declaration and marked with the letter "A".
- 2. To the best of my knowledge and belief the said medical case history is true and correct in all respects.
- 3. I make this declaration in the knowledge that it may be used to substantiate claims concerning the alleged benefits of a device known as the "Audio Frequency Therapy Unit".
- 4. I have not been paid to make this declaration or participate in any medical trials, nor do I have any financial interest in the device known as the "Audio Frequency Therapy Unit".

AND I MAKE this solemn declaration conscientiously believing the same to be true and by virtue of the provisions of the Oaths Act 1900.

SUBSCRIBED AND DECLARED on _____)
4TH MAY 1994 at _____)
before me: _____) N. Hirst


Justice of the Peace or Solicitor

A - see attached statutory declaration

CASE STUDY 4

VOLUNTEER'S NAME:	Myra Riley
LOCATION:	Wyong NSW
AGE:	73
SUFFERING FROM:	Osteoarthritis for 56 years
AREAS AFFECTED:	Wrists, hands, arms, fingers, hips, back, neck, shoulders and legs.

HISTORY:

Myra's osteoarthritis condition first developed at age 17 in 1933. Initially her wrists, hands and arms were affected. She was single, working as a waitress in Wyong. She describes herself then as being "very active".

Married at 19, Myra suffered spinal damage giving birth to her first child at age 20, adding significantly to her health problems. Her arthritis condition progressively worsened, and at age 27 she commenced medication for severe chronic arthritic pain in most joints of her body.

Myra describes herself as having a "high tolerance of pain". She continued to work from 1949 to 1978 as a part time waitress and caterer in the Wyong district. During 1973 Myra's arthritis condition finally became unbearable due to extreme pain [See appendix E - Testimonials, 1. and 4.], forcing her to permanently cease work. She describes herself then as "a total wreck" and her life as a "nightmare".

Her pre study physical symptoms included:

- her knees were swollen to the size of footballs
- she wore plaster casts to correct deformations in her wrists and fingers
- she wore protective devices on her hands to reduce pain if she bumped them
- use of a cane to walk with difficulty
- she could not adopt a horizontal sleeping position without severe pain - she occasionally slept standing up slumped over a padded chair to avoid lying down.
- she was regularly hospitalised, up to five times weekly for therapy

Her drug therapy included:

- Premarin
- Surgam
- Prinivil
- Digesic
- Quinate
- Ducene
- MS Contin
- Injections - Torodol , Pethidine

Myra was admitted into Group A of the Arthritis Placebo Study on the 10th May 1993. After 12 weeks of Frequency Therapy her overall pain levels decreased by 50 percent. Other physical improvements she attested to over the 12 week study were:

- all arthritis related swelling had disappeared in previously affected areas (including knees)
- all pain had disappeared in her wrists and fingers and she discontinued use of all her protective aids and was able to knit and sew.
- frequent hospitalisation for remedial therapy was no longer necessary. Myra's intensive drug program was progressively reduced, injections for pain and MS Contin tablets were discontinued.

The improvement in Myra's arthritic condition continued with her further treatment as a member of Group C. After 24 weeks of treatment, on the 5th December 1993, Myra testified to being pain free in all joints previously affected by arthritis.

Moderate arthritis symptoms still recur in Myra and regular Frequency Therapy is still necessary. This trend may be reversed with continued treatment in conjunction with effective relief (regeneration therapy or surgery) of her other major health problems - major spinal degeneration (spinal stenosis) and recently diagnosed severe arthritic degeneration of her hips.

STATUTORY DECLARATION

I, MYRA RILEY of WYONG
_____ in the State of New South Wales, PENSIONER
_____ do solemnly and sincerely declare as follows:

1. I have read my medical case history, a copy of which is annexed to this statutory declaration and marked with the letter "A".
2. To the best of my knowledge and belief the said medical case history is true and correct in all respects.
3. I make this declaration in the knowledge that it may be used to substantiate claims concerning the alleged benefits of a device known as the "Audio Frequency Therapy Unit".
4. I have not been paid to make this declaration or participate in any medical trials, nor do I have any financial interest in the device known as the "Audio Frequency Therapy Unit".

AND I MAKE this solemn declaration conscientiously believing the same to be true and by virtue of the provisions of the Oaths Act 1900.

SUBSCRIBED AND DECLARED on)
4th MAY, 1994 at)
before me:) M. B. Kelly

Margaret H. Spiers JP
Justice of the Peace or Solicitor

APPENDIX B - LAYMENS SUMMARY OF STUDY FINDINGS

APPENDIX B - LAYMENS SUMMARY OF STUDY FINDINGS

The results of the Arthritis Placebo Study suggest:

- an average sufferer of Rheumatoid or Osteoarthritis may experience significant Improvement in all arthritis signs and symptoms by undergoing an extended program of Audio Frequency Therapy.
- under Audio Frequency Therapy the expected average reduction of pain in many affected areas may be approximately equal to 25 percent or greater after approximately fifty, three-hour treatment sessions. This rate of improvement may persist until no trace of arthritis related pain, inflammation and swelling remains. Maximum expected recovery period for the “worst case” may be 12 months.

This assumes that a sufferer’s pain is unrelated to the following conditions:

- pain due to spinal degeneration m
 - pain due to major joint degeneration (joint replacements pending)
 - pain due to unrelated illnesses m
- Improvements in a sufferers arthritic condition under therapy may last indefinitely, with no further treatment necessary (Appendix A & E)
Elimination or moderation of the suggested underlying causative factors prevailing in each individual may also contribute to the total relief of any arthritic disorder (Appendix C).
A cleansing dietary regimen is strongly recommended for all arthritis sufferers.
 - If old age” is the main cause of the arthritis disorder, an optimum treatment program may include twelve months of Audio Frequency Therapy
 - short term drug therapy (serious cases)
 - a cleansing diet and suitable exercise program
 - a program of Osteopathic or Chiropractic manipulation
 - a supervised long term program of supplementary nutritional and herbal substances to aid healing processes.

APPENDIX C, ARTHRITIS - POSSIBLE CAUSES AND TREATMENT

APPENDIX C

ARTHRITIS - POSSIBLE CAUSES AND TREATMENT

Accurate diagnosis and effective treatment of the causes of any illness is essential to ensure a sufferer's full recovery. Conventional Arthritis treatments generally compromise by relieving physical symptoms only, which are secondary to a primary cause.

Müller (11) details therapeutic options commonly employed by the international medical fraternity in the treatment of rheumatic disorders. Many of the conventional drug and physical treatments reviewed do not deal with the underlying causes of arthritis.

i.e. the physical, emotional and pathogenic factors which are responsible for further progress of the illness have not been identified and dealt with. The sufferer is left in a highly painful and chronic state of degenerative illness.

Currey (10) suggests the causes of Osteoarthritis are unclear and may be of either a pathological nature or simply due to age related changes in the human body. Brewerton (10) hypothesizes that reactive arthritis may be related to an inherited antigen which occurs in 7-10 percent of the white population. Bames (10) simply remarks that the cause of Rheumatoid Arthritis is unknown.

Within the context of this Study precise conclusions relating to the causes of Arthritis in humans is impossible. However, the Study data suggests that:

1. Systemic toxicity may contribute to the development of arthritis in susceptible individuals. The HLB blood tests reveal:

- ninety percent of the study volunteers were suffering from severe liver stress
- one hundred percent of the study volunteers were suffering from overloaded detoxification pathways (lymph, colon)
- accumulated heavy metal toxicity (ranging severity) was evident in seventy percent of the study volunteers. Likely sources of these accumulations may be a polluted living or work environment and/or long term consumption of contaminated food and drink.

2. Functional disorders and weaknesses in the endocrine system were common in the study volunteers (HLB tests):

- seventy-nine percent were suffering from acute hormonal imbalance, eighty-nine percent were suffering from adrenal exhaustion (ranging severity), eighty-five percent from allergy/sensitivity.

Assuming the Study Groups were representative of the Australian arthritic population, a valid assertion may be:

- The underlying causes of Arthritis in humans will be related to human “stress factors” contributing to the Arthritic Syndrome as defined by the Study blood tests.
i.e. anything which can cause chronic systemic toxemia in humans may also contribute to the development of arthritis in susceptible individuals.

The current stresses of living in our modern community accelerate the degenerative processes normally associated with ageing. These stresses prematurely reduce the body’s immune response to infection and the competency of the digestive system to cope with the overprocessed/contaminated foods which are customarily consumed in excess by the general community.

Major accumulations of systemic toxin giving rise to lactic and/or uric acidosis in Arthritics may result from food intolerance in an undernourished stress weakened system. Endotoxins from smouldering mixed infections in a weakened host or any other factors listed in Figure 6 may also add to the toxic load thereby contributing to the development of such illnesses as Arthritis [Study findings], Cancer [Poehmann (6)], Chronic Fatigue Syndrome [Rosenbaum (12)] and others depending on the hereditary weaknesses of each affected individual.

Therapy leading to general detoxification and strengthening of any arthritic sufferer is therefore highly recommended.

Sufferers of Arthritis should eliminate or moderate the degree of all “external stress factors” (Figure 6) in their lifestyles, especially those relating to diet. Each patient should be assessed for the presence and severity of all “internal stress factors” by an experienced and qualified Medical Practitioner and/or Alternative Medical Practitioner and an effective program of curative treatment implemented until the patient is well.

APPENDIX C

Figure 6. POSSIBLE CAUSATIVE FACTORS CONTRIBUTING TO ARTHRITIS IN HUMANS

1. External “Stress Factors”

- a) Poor Diet - long term consumption of “junk” food, processed or contaminated food, food intolerance.
- b) Stressful Lifestyle - overwork, lack of adequate rest and exercise.
- c) Long Term Emotional Problems - domestic problems with spouse and family etc.
- d) Drug Abuse, Alcoholism.
- e) Polluted living or working environment.

2. Internal “Stress Factors”

- a) Accumulated heavy metal toxicity - i.e. resulting from over exposure to lead, mercury, aluminium etc. used in industry, cooking, dentistry (amalgam fillings - Godfrey (13)).
- b) Accumulated chemical toxicity - i.e. resulting from exposure to chemicals, pesticides and sprays used in agriculture and industry,
- c) Mixed infection syndrome - i.e. recurring viral infections such as Glandul& Fever, chronic bacterial and fungal infections such as Staphylococcus, Candida Albicans, etc.
- d) Susceptible or weak hereditary constitution. i.e. everyone in my family has it, so I’ve got it too”.
- e) Old Age - normal age related degenerative changes in the human body.
- f) Accumulated drug related toxicity - resulting from over treatment with medicinal drugs.

APPENDIX D - THE HLB TEST

THE HLB BLOOD TEST (Extracted from Bradfordl (9))

The H.L.B. has historic roots in the earlier blood “sedimentation” tests, particularly that of Goldberger. In 1942, H. Leonard Bolen, M.D., of Massachusetts, began to utilise the Goldberger sedimentation test to detect cancer and pregnancy. Others added their observations to the “Bolen blood test”, which was used almost entirely for cancer detection. The work continued with O.C. Gruner, N. Philip Norman, and Anna M. Slicher.

Building on this foundation, Henri Heitan, M.D., who emigrated from Germany to France in 1934 and became a major medical figure in postwar Europe, used the test without publishing until his death in the early 1970s. Dr. Heitan and his disciple, Philippe LaGarde, M.D., continued use of what they termed the “Color Microphotographic Test”.

It was not until the late 1970s, when engineer/scientist Robert W. Bradford became interested in these earlier approaches, he determined that the color microphotography of coagulated blood was actually detecting metabolic disturbances as “marked” by metabolic breakdown products caused by reactive oxygen toxic species (ROTS). Dr. Bradford first published the biochemical rationale for the H.L.B. test in 1981. He paralleled the use of the colour microphotographic test and special microscope with the evolution of the concept of oxidology.

With the H.L.B., the clinician may divide pathological conditions into the following general categories, each of which may then be made more specific:

- Chronic vs. acute conditions
- Inflammation
- Physical stress or localised trauma
- Psychological stress
- IgE- or IgG-mediated in-tolerances
- Degenerative disease indications
- Hormonal disturbances
- Hypercalcemia
- Vitamin C deficiency
- Menstrual responses

The Bradford Research Institute continues investigation of the several metabolic processes responsible for the empirical manifestations of the H-L-B Blood Test.

In essence, the test screens analyse the various morphological configurations microscopically detected in coagulated blood. These morphological configurations are primarily the result of the alterations in biological pathways or breakdown products caused by reactive oxygen toxic species (ROTS), which include all the known “free radicals” as well as other reactive species.

B.R.I. research has linked ROTS activity to all known forms of degenerative disease and to many other pathologies, ranging from acute, localised trauma to chronic infectious conditions. The basic concept has been denominated oxidology.⁵ Sialic acid metabolism is one of the several primary elements involved in the biochemistry which leads to the presence of specific morphological changes in the blood, or “oxidative footprint.”

The production of the various bile salts under pathological conditions, together with sialic acid metabolism and elements of the clotting process, appear to be responsible for the displacement of red blood cells, development of the translucent gaps or “ROTS masses,” deterioration of the fibrin net and color changes.

THE H.L.B. BLOOD TEST: HOW IT WORKS, WHAT IT DOES.

The H.L.B. Blood Test is carried out by extracting capillary blood from the fingertip of a patient, placing it on a microscope slide, letting it dry, and then observing it through a phase-contrast of Polar-Iris microscope.

The special microscope allows the definition of all aspects of the cells, their fibrin net, and the characteristic translucent “ROTS masses” and the various changes of colour in cells which are indications of specific stresses and metabolic and other dysfunctions.

The development of the microscope used for the vital detection in colour change and all other aspects of the coagulated blood proceeded over several routes for many years and has resulted in the current ABM-4000 phase-contrast research microscope, the trinocular version of which is equipped for photographic or video capability.

In order to comply with approved research criteria for the photographs made from the slides for analytical, comparative and data-gathering purposes, it is utterly essential that the accompanying microscope be an integral part of the test.

While the original test on which the H.L.B. approach is based was mistakenly utilised only for cancer, Bradford Research Institute investigation has demonstrated that not only cancer, but all degenerative diseases, processes, stress, and other pathological conditions may be evaluated and monitored with this test, though by no means does this test in and of itself serve as a single diagnosis for many conditions and diseases. Among those chronic conditions which have been screened and photographed by the H.L.B. are cancer in all its stages, allergies, psychological and physical stress, multiple sclerosis, drug toxicities, the menstrual cycle, asthma, tuberculosis and responses to viral infections - indeed, all conditions in which reactive oxygen toxic species (ROTS) play adjunctive or causative roles, and all pathologies which modify the “coagulation cascade mechanism” as well as certain other physiological shifts.

⁵ For a more indepth thesis on the biochemical mechanisms of the H.L.B. test, see Bradford Foundation hardbound publication *Oxidology: The Study of Oxidative Mechanisms in Health and Disease*, published 1985.

APPENDIX E - VOLUNTEER TESTIMONIES (Randomly selected)

APPENDIX E - VOLUNTEER TESTIMONIES (Randomly selected)

INDEX

1. Group A - Treated volunteers in the 12 week formal Placebo Study (10th May 1993 to 14th August 1993).
2. Group B - Untreated volunteers in the 12 week formal Placebo Study (10th May 1993 to 14th August 1993).
3. Group B - Treated volunteers in the 12 week post study informal program (6th September 1993 to 3rd December 1993).
4. Group C - Volunteers from Group A retreated in the 12 week informal program (6th September 1993 to 3rd December 1993).
i.e. volunteers treated for 24 weeks.

APPENDIX E - VOLUNTEER TESTIMONIES (Randomly selected)

1. GROUP A - TREATED VOLUNTEERS

24th August 1993

The Directors
BWBGELTECH Pty Ltd

Before I started on the program my condition was as follows:

1. Hands were puffy and stiff with hardly any strength in them, could not open car door or do hardly any cleaning like washing down the sink or cleaning stove or vacuuming.
2. Neck was stiff with limited amount of movement sideways.
3. Hip was painful, the pain being located in the groin and upper leg and thigh, could not turn in bed without it hurting a great deal. Needed a walking stick to help with walking.
4. Jaw was still aching when biting an apple, would still have to wear the brace on and off.
5. Ankles were stiff and rigid at times.
6. Knees: I cannot comment on as I had my right knee cleaned out and since then have not had fluid or pain in them. Fluid used to build up and cause swelling in the knees and feet which were drained very frequently.

Since I have completed the three month trial run with the Audio Frequency Therapy Unit, my findings have been as such:-

- 1) There has been a great improvement in my hands whereby now I have strength back in the wrist and fingers enabling me to do quite a few jobs now, one or two fingers may be a little stiff in the morning but after about half an hour of moving them are good again.
- 2) Neck has become more flexible with quite a lot more movement.
- 3) Although there is still pain in the hip it has subsided a lot, only use the walking stick occasionally now.

- 4) The jaw has improved considerably, can eat apples almost normally and have not had the need to use the brace for two months now.
- 5) Ankles have improved, hardly any stiffness in them at all.

Am still on medication but feel that I may be able to cut down, although have reduced panadol from 2 - 3 tablets three times a day to 2 tablets 1 - 2 a day.

A handwritten signature in black ink, appearing to read "Jan Barwick". The signature is written in a cursive, flowing style with a large initial "J".

JAN BARWICK

The Directors
BWBGELTECH Pty Ltd

My involvement with the clinical trials for Arthritis, using the “Audio Frequency Therapy Unit” has been a happy, profitable and interesting learning experience for me.

My type of Arthritis causing pain and swelling in feet, ankles, knees, hips, shoulders, elbows, wrists and hands is described as being of the Rheumatoid Factor.

During the three months, my pain and swelling has slowly reduced and I can't tell you how good it feels to wake each morning with hands free of swelling and pain. Feet and ankles that move. No more drugs!!

I would like to say thank you to all involved with the trials, but mostly to Geoff, not only for persisting to regain his own health, but for caring sufficiently for others, to put in so much dedicated time to help us all.

A handwritten signature in cursive script that reads "Margaret Bennett".

MARGARET BENNETT

14 Wamsley Road
OURIMBAH 2258

28th August 1993

The Directors
BWBGELTECH Pty Ltd


I have had Rheumatoid Arthritis since 1988 in my fingers, hands, wrists, elbows, knees, ankles and feet. For the last three months I have been involved since May 10th 1993 in a volunteer project the Audio Frequency Therapy.

After the first couple of weeks I felt that I had more energy but the Arthritis was little changed. At this stage I was reducing Prednisone which I have been on for over two years and starting to have withdrawal problems and it was not until the last few weeks of the tests that once again I started feeling well again. Now two weeks after the completion of the treatment I am still feeling well and only taking anti inflammatories every few days. I also over the last four weeks have doubled my workload from 3 -4 hours to 7 hours per day. Something I could not have done three months ago.

I feel at this stage my improvement in all joints is about 20% which is a stage that I can live with.

I will be purchasing a unit to continue with the treatment.

Yours sincerely,

A handwritten signature in black ink, appearing to read 'PATRICIA COURTS J.P.', with a large, stylized flourish at the end.

PATRICIA COURTS J.P.

40 Wentworth Avenue
WOY WOY

30th August 1993

The Directors
BWBGELTECH Pty Ltd

Before I went on Geoff's program I had Osteo-Arthritis in my hands, spine, right knee and both feet. It was difficult for me to walk up stairs, kneel, stand back or do work with my hands. Since the program, I have no pain in my back knee or feet.

My hands are fine except in the change of weather, or if I do knitting for any length of time. I have a new outlook on life since my general health has improved almost 100%.

This program has been of great benefit to me.

Thanking you,

A handwritten signature in black ink that reads "R Bullock". The signature is written in a cursive style with a large, prominent initial "R".

RUTH BULLOCK

13 Campbell Avenue
THE ENTRANCE 2261

30th August 1993

The Directors
BWBGELTECH Pty Ltd

Dear Geoff,

I have Osteo-Arthritis from my neck down to the lumber. I also have degeneration in these areas - the worst being my neck.

I also have it in my fingers and knees.

After being on this program for three months I can now do gardening also clean my bath which was a real effort. Also other household things that were limited before.

I can honestly say my body is 70% free of arthritic pain.

Yours faithfully,

F. DOBSON.

A handwritten signature in black ink that reads "F. Dobson". The signature is written in a cursive, flowing style with a large initial 'F' and 'D'.

31st August 1993

The Directors
BWBGELTECH Pty Ltd

I first started with a bad back, hip, pain and pain and weakness down the legs, also sciatica in both legs. I have been treated by Dr. Barrett of Terrigal over the last eight years with manipulations and injections of Depol-Medrol and various medication which kept me mobile. Have suffered severe pain in all joints and muscles.

Visited Dr. Casey and Dr. Bentivoglia at St. Vincents Clinic who discovered I also had osteoporosis and have been treated with sustained hormone injections over the last two years, which has kept me stable.

Have tried acupuncture to no avail. Also had Rhizolysos treatment from Dr. O'Neil of Toukley, which cleared up the sciatica and hip pain and shoulder pain.

Since completing the trial I find I am much better with occasional pain in various places. I also have gout in feet and hands which is much improved.

Lifestyle is about the same, very quiet, but feel I'll be able to play bowls again very shortly and do some small trips away.

A handwritten signature in black ink, appearing to read 'N. Hirst', written in a cursive style.

N. HIRST

28th August 1993

The Directors
BWBGELTECH Pty Ltd

BEFORE TREATMENT

1. Bad car accident in 1976.
2. No treatment for terrible pain in my head, neck, shoulders, arms and hands. I was given Serepax and told that it was all due to nerves.
3. Eight months later, I could hardly stand or do anything. I was told by a friend to see a specialist who is a medical doctor who also practices homoeopathy and osteopathy.

I had x-rays taken and was told my spine was curved like a C and terribly inflamed.

I was given injections, massage and manipulation. It took a long time, but it got better slowly, except that the first two fingers on my right hand started swelling, with a burning feeling. I took Seatone (mussel extract) and got some relief.

Over the years, the pain increased and spread to hips, knees and my toes. Now I have great difficulty getting dressed. I also have eye problems, memory lapses and absolutely no energy.

TRIAL TREATMENT FROM GEOFF BAKER

I found it very hard to sit for three hours and I had very little relief I believe that my condition needs a longer period of treatment to get sufficient relief to call it improvement.

When I put the pads to the small of my back, I found it gave me some relief for a short time and I was grateful for that.

On good weather days, the pain is bearable, but when the weather is on the turn it becomes mostly impossible to cope.

AFTER TREATMENT

As I did not get much improvement, the pain I am now in is unbearable. At this moment my head, neck, shoulders, arms and hands are in a terrible state and living with a lot of stress does not help at all either.

Judging by what I have seen in the group, I do believe that the machine is working, and with a good diet and supplements even my arthritis would eventually get better.

Keep going, Geoff and my heartiest thanks to you for letting me be one of the test people. I really enjoyed being there.

Congratulations and good luck for all you do in the future.

GISELA MAYER

A handwritten signature in black ink that reads "Gisela Mayer". The script is cursive and fluid, with the first letters of each word being capitalized and prominent.

SUPERVISORS NOTE:
Requested further treatment
- admitted into Group C.

7th December 1993

The Directors
BWBGELTECH Pty Ltd

At the commencement of the A.F.T. my main cause of pain and discomfort was the right knee and hip joint, of less concern was in the fingers, wrist, neck and back.

The swelling on the right knee has decreased at least 50%. As is the same condition in the right foot, the actual condition of knee and hip joint has not improved.

What pain and discomfort I had in my back has disappeared completely.

The other areas mentioned are those that vary in pain levels, these seem to have been contained, in that they have not increased in pain levels.

My actual well being and energy has remained at the same level as before commencement of treatment.

R. GODWIN.

A handwritten signature in black ink, appearing to read 'R. Godwin', with a long horizontal flourish extending to the right.

24th August 1993

The Directors
BWBGELTECH Pty Ltd

Two and a half years ago, (overnight) I developed severe pain and swelling in both hands, wrists, feet and knees, becoming worse as the weeks went on. I had a series of tests and was told that I had acute R.A. I was prescribed Prednisone and anti inflammatory drugs. As time went on the drugs helped to make life somewhat manageable, although there were still flareups of R.A. and was still very tired and not sleeping well.

When I read and heard about your trial with Audio Frequency and that you had hoped it would help and possibly cure Arthritis without drugs, and wanted sixty people to take part in a double blind study for three months three times and three hours per week. Although I was sceptical I felt it was worth a chance. I am happy to say that I was one of the thirty being treated (not placebo).

After six weeks I began to feel much better about 20%. No tiredness or flareups and sleeping quite well, in fact I began doing lots of things I hadn't been able or seemed I wanted to do for over two years!!

At the end of the twelve week study and treatment I feel at least 50% better, I have started reducing all drugs that I have been taking over the last two and a half years with great success!!

I hope to purchase the Audio Frequency Unit that was trialled. I am sure your study and trial results will be very successful and will bring great relief to may sufferers of Arthritis.

I wish you well and I am grateful to have taken part in this trial and treatment.

Yours sincerely,



IRIS MUSETH.

30th August 1993

The Directors

BWBGELTECH Pty Ltd

LISA O'MAHONY (MORNING GROUP)

Before I started the program I was feeling very good, very little swelling and pain.

Since starting the program I seemed to deteriorate for a while - I contracted the flu (or some type of virus) which seemed to add to my discomfort. I think due to infection throughout my body, this did not help with the inflammation.

I think the program helped mentally more than physically. I do feel I improved physically slightly over the three month period. I thoroughly enjoyed the program.

L. J. O'MAHONY



SUPERVISORS NOTE:

Requested further treatment

- admitted into Group C.

30th August, 1993

The Directors

BWBGELTECH Pty Ltd

I was one of the participants in the BWBGeltech Arthritis trials conducted by

Geoff and Brian in May 10 to August 14, 1993.

The progress was very encouraging up to the time that I had a severe fall - about

six weeks after the trials started. Since then the amount of pain sustained shows

about 20% improvement from when I started.

LEONARD MURRAY

30th August 1993

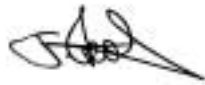
The Directors
BWBGELTECH Pty Ltd

After having being diagnosed as having Rheumatoid and Osteo Arthritis in 1986 and having it deteriorate to a bed ridden state by 1992.

After having exhausted all avenues of most western medicine treatments I heard of the Audio Frequency Units and thinking I had nothing to lose, I'd give it a go.

After experieneing nausea and discomfort for about two weeks after the start of the trials or study my condition simply seemed to

improve dramatically overnight and by the end of the study I was working six days a week and feeling like a different person.



JEFF PERRY

Myra B Riley
6 Rockleigh Street
WYONG NSW 2259

The Directors

BWBGELTECH Pty Ltd

Before I joined the Arthritis Trials with Geoff Baker on the 22/5/93, I had Chronic Osteo-Arthritis in both my knees, my hips, mainly the left hip, my spine, both hands, fingers and both wrists. Three fingers and the thumb on my right hand, plus two fingers on my left hand were very twisted, bent and swollen, extremely painful and if bumped in any way, the pain was almost unbearable.

Both my wrists had been broken several times due to slight falls and were both acutely painful and swollen. Sometimes I was unable to use them for days at a time, and was at this stage, where I could not do up my own clothes at the back, as I could not bend my wrists behind me.

I had plaster casts made for both wrists and my fingers at the Physiotherapy at Wyong Hospital to wear at night to keep them straight, as I could not find a position to rest them at night that did not hurt.

I also had thick felt type casts with a removable steel plate in the hand to wear by day to stop me bumping or bending them, as I could not bear the pain if that were to happen.

My both knees were swollen to nearly the size of a football, and so painful I have having Periodical Aspiration Injections in each and given by an Orthopaedic Specialist, till he advised me not to have any more as they gradually weaken the bones. I was wearing surgical stockings and it was almost too painful to walk.

My hips were so painful. I could not lie on my left hip at all at nights and not very long on my right side either.

My spine was almost unbearable to put up with and life was a real misery as I got very little rest or sleep. My emotional and mental state were at an extraordinary low.

My G.P. and Specialist did not know what do for me next, and I was often being taken to hospital through the night and given injections for pain.

I was on strong doses of various medications and for the last few months before the trials began, I was put on M.S. Contin, 10mg twice daily, to help relieve the pain, as well as my other medication.

Now, twelve weeks later, after attending the Arthritis Trials and being treated with the Audio Frequency Therapy Unit, I no longer use splints on my wrists or fingers as they are no longer swollen or sore, although they are still crooked. If I bump them now it no longer hurts, and I can knit, crochet, sew and write and do all the things again which I could not do before.

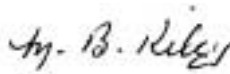
I no longer wear surgical stockings and my knees are no longer swollen or sore and I have not had any injections, trips to hospital, or M.S. Contin tablets since I began with the trials.

I can once again be on my sides for quite a while at a time before the pain sets in and as I am getting much more rest and sleep, and a lot less pain, my mental and emotional health has improved immeasurably.

My G.P. is amazed at the change in me over the last twelve weeks and has given me a letter to that effect. Three months ago, I could not talk to anyone, including my G.P. without crying. I was so dragged down emotionally by continuous pain and no rest or sleep.

Now, I am a normal person again and apart from my spine which is caused by degenerative changes around the Posterior Facet Joints with a considerable degree of secondary Stenosis involving both the Spinal Canal itself and the Exit Foramina. Plus Scoliosis and Spondylolisthesis and Central Disc Bulging considerably indenting the Anterior Surface of the Thecal Sac. It is still very painful, however, I feel 90% better in all other areas of health.

I would very much like to thank Geoff Baker and the Arthritis Trials and the Audio Frequency Therapy Unit for giving me a fresh outlook on life and a much more pain-free existence.



M. B. RILEY

Supervisors note: Requested further treatment - admitted into Group C

Phillip (Bing) Riley
6 Rockleigh Street
WYONG NSW 2259

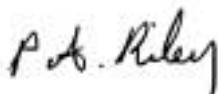
The Directors

BWBGELTECH Pty Ltd

Before joining the Arthritis Trials on 2/5/93, I suffered with Chronic Osteo-Arthritis in both thumb joints, both hips and centre

Now, twelve weeks later, after treatment with the Audio Frequency Therapy Unit, my back and shoulders are almost pain-free. However, my thumb joints and hips have not improved and are still extremely painful when walking or using my hands.

My overall health has improved considerably, and except for the pain when using my hands and walking, I feel much better than I did twelve weeks ago.



P.A. RILEY

SUPERVISORS NOTE:

Requested further treatment

- admitted into Group C.

Joan Sawle
283 Ocean Beach Road
UMINA NSW 2257

The Directors
BWBGELTECH Pty Ltd

I agreed to attend a three months trial treatment period for Arthritis.

I was very sceptical as to whether this treatment would work or even do any good as I had tried numerous other types of treatments for my very painful Arthritis.

However, I thought I would give it a go.

I had severe pain in my fingers, right shoulder, neck and right knee, the Dr. diagnosed it as Osteoarthritis.


There were thirty people in our group and we attended three times a week for three hours at a time where we sat and were connected to a small black box with two leads running to two circular pads.

During the first month of the treatment I didn't feel it was any benefit to me.

As time progressed I had very little pain in my fingers, knee, neck and none in my shoulder.

I am very grateful to have been able to undergo the treatment we had. By the end of the three months I could knit, crotchet and do many things without the pain I would have suffered before I had the treatment and I found that most of the pain had gone from me.

Thanking you,

A handwritten signature in black ink that reads "Joan Sawle". The script is cursive and fluid, with the first letters of each word being capitalized and prominent.

JOAN SAWLE

31st August 1993

The Directors
BWBGELTECH Pty Ltd

COMPLAINTS:

Osteo-Arthritis in both hands.

Arthritis: lower back, neck and leg joints. My left hand was swollen when I started the program. This has gone down, and improved working with it at least 18%.

My lower back has improved 15%. The leg joints are the same, so is the pain in my neck.

My leg pain is + 7.

My neck pain is + 8, (painful).

The legs would feel better after one session on the monitor, but now I haven't been on the monitor for some time the same trouble is there. I am sure consistent treatment with the monitor would help me in the long run.

Thank you, Geoff for letting me have this experience.

We wish you all the best.

God bless you.

ANN SIECKER

A handwritten signature in cursive script, appearing to read 'Ann Siecker', written in dark ink.

21 Moorlan Avenue
KILLARNEY VALE NSW 2261
31st August 1993

The Directors
BWBGELTECH Pty Ltd

COMPLAINTS:

Arthritis: lower back, shoulders and knees.

My lower back was painful when I started the program +5 and did improve 15% (+2).

My knees have improved from (+7 painful) to (+2) 50% which is very good.

The shoulders (+8 very painful), which has had no affect at all to the treatment. I do know now, that I have spine problems which I didn't know at the time of the monitor treatment.

After having x-rays, I now have treatment from an Osteopath.

Yours faithfally,

J. Siecker

A handwritten signature in black ink, appearing to be 'J. Siecker', written in a cursive style with a large loop at the beginning.

30th August 1993

The Directors
BWBGELTECH Pty Ltd

I feel I received definite benefits from the study both physically and mentally. I have increased mobility and less pain.

Associated symptoms have eased giving a noticeable improvement in my overall health.

J. WEBB

A handwritten signature in black ink, appearing to read 'J Webb', written in a cursive style.

APPENDIX E, Volunteer Testimonies (Randomly selected)

2. GROUP B - UNTREATED VOLUNTEERS

27 Maple Street
WYOMING NSW 2250
29 August, 1993.

The Directors
BWBGELTECH Pty Ltd

Dear Geoff,

I have had osteo arthritis in my lower spine for a number of years and more recently in my neck, both shoulders and both hips. I experience quite a lot of pain from all areas.

I have taken part in the arthritis study for three months and my condition has remained the same, with definitely no improvement whatsoever.

Yours sincerely,

Susan Adams

SUSAN ADAMS.

26 Armstrong Avenue
KILLARNEY VALE 2261
29th August 1994

The Directors
BWBGELTECH Pty Ltd

Dear Sir,

As a participant in the recent pilot trial program of your experimental new treatment for arthritis and other common chronic illnesses I would like to offer my thanks and compliments for the manner in which the trial was conducted.

In spite of the fact that it has now been revealed that I was one of the placebo participants I wish to congratulate the Director of the trial, Mr. Geoff Baker and his assistant Brian Latty for their dedication and scrupulous adherence to the principles of a placebo trial. Although they were aware that our group were not being treated they always provided the professional and attentive attitude towards the participants necessary to maintain their continuing hope and confidence in an ultimate cure or substantial improvement in their condition.

I have enjoyed my involvement in this program and look forward to a positive result from the subsequent treatment course as promised.

Yours faithfully,

A handwritten signature in cursive script that reads "Keith Colless".

KEITH COLLESS

451 The Entrance Road

LONG JETTY

30th August 1993

The Directors

BWBGELTECH Pty Ltd

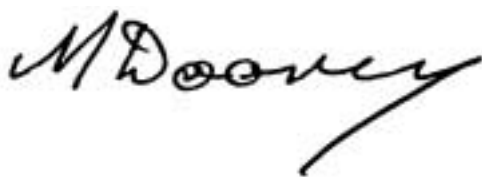
When I started the Arthritis Study I was so thrilled.

Any way in myself I felt well.

I have Osteo Arthritis in both my knees. I have found with the study that I had no change in my knees to when I started.

I would like to thank Jeff and Brian for all their trouble and time they had put in for us all to make this study worthwhile.

MARION DOOREY

A handwritten signature in cursive script, appearing to read 'M Doorey', written in black ink.

28th August 1993

The Directors
BWBGELTECH Pty Ltd

OSTEO ARTHRITIS
RIGHT HIP

At present time there is continuous pain in this region which varies in severity.

Difficulty in walking without the aid of walking stick. Becomes very stiff after sitting for any length of time and difficulty in getting up again.

Any physical activity i.e., gardening, lifting, increases discomfort.

Pain also occurs, resting in bed.

Commencement of this was approx. Late '91 - early '92.

RESULT OF X-RAY AT 26.8.92

No abnormality in left hip. Moderate osteoarthritis is present in right hip where there is narrowing of the joint space and marginal spurs. Advanced degenerative changes noted at L5-S1. Mild o/arthritis is seen in all compartments of right knee.

BACK

Pain in back varies according to activity involved.

LAST X-RAY was 4.9.90

Disc 5/6 space is narrowed. Slight backwards slip of C5 on C6. Slight forward slip of C6 on C7 is noted. Degenerative change is present at the left apophyseal joint at this level. Degenerative spondylotic lipping noted levels C5/6 to C7/T1. O/arthritis left sided

apophyseal joint noted. Left C5/6 neuro central joint o/arthritis, C5/6 cervical spondylosis.

LEFT SHOULDER

Variable pain.

X-RAY AT 11.5.93

Mild degenerative changes noted in left shoulder joint.

WRIST R. & L.

These continue also to vary in the area of pain.

FINGERS R. & L. HANDS

As with the wrists pain is variable, left hand is more noticeable when writing together with any strenuous activity.

NECK

This area is one of the least painful, only increases very much in certain positions.

At conclusion of trials the right hip and right knee have become more painful. The other areas have not changed.

The effect of arthritis on life in general is one of frustration at not being able to do things that at one time were so easy, there is also chronic fatigue even after 8 - 10 hours sleep and much loss of weight.



Ronald Godwin

1 Haynes Street
WYOMING

30th August 1993

The Directors
BWBGELTECH Pty Ltd

This is to testify that I participated in the Arthritis Trials and as I was one of the group that didn't get the treatment I feel I gained a lot by being part of the group.

Thanking you,

A handwritten signature in black ink, reading "Joan McLeod". The signature is written in a cursive, flowing style.

Yours faithfully
JOAN MC LEOD

3 Cara Street

KILLARNEY VALE 2261

27 August 1993

The Directors

BWBGELTECH Pty Ltd

Dear Geoff,

After attending the three months session and finding myself in the none receiving treatment group of the arthritics, I feel I have experienced some therapeutic effect.

In the company of other fellow sufferers I have discovered the participants, like myself do our best not to give in to this insidious disease. Just talking to and getting to know the group has been a very helpful experience for me.

Yours sincerely,

A handwritten signature in black ink that reads "Edward R. Neish". The signature is written in a cursive style with a large, prominent initial 'E'.

EDWARD R. NEISH.

Madge Russ
283 Ocean Beach Road
UMINA
30th August 1993

The Directors
BWBGELTECH Pty Ltd

I attended this clinic for three months. I have osteoarthritis for some years affecting my shoulder, fingers, back and knees. My fingers have shown improvement, knees have got worse and my back slight improvement.

Madge Russ

M. RUSS.

19th August 93

The Directors
BWBGELTECH Pty Ltd

I have had arthritis for at least fifteen years.

For some time my fingers were very swollen but a change in eating habits plus medication has reduced the swelling.

At the start of the trial I had Arthritis in:

1. Fingers - visible bumps and stiffness.
2. Thumb joints - both hands.
3. Both big toes - joints swollen and inflamed.
4. Left hip - at times very sore but x-rays revealed no replacement required.
5. Neck - Both arthritis and some degeneration.
6. Lower Back - Arthritis and considerable degeneration.

There are lumps of deposited acid crystals on both feet.

The only change during the trial has been an increase in the pain in the thumb joints.

A handwritten signature in black ink, appearing to read 'J Sandow', written in a cursive style.

JOHN SANDOW

43 Sierra Avenue
BATEAU BAY NSW 2261
29th August 1993

The Directors
BWBGELTECH Pty Ltd

Although, at the conclusion of the recently conducted arthritis treatment trials we were informed that I and the rest of my group had been the placebo group, I felt, as did most of the group, that we had benefited socially, mentally and indeed felt better and because of that we look forward to being actually treated during the next period of treatment.

Those of the first group who were actually treated improved so dramatically that I feel the enthusiasm of our group is greater than ever. We look forward to our next course eagerly.

Yours faithfully,

A handwritten signature in cursive script that reads "William Segrave". The signature is written in black ink and is positioned centrally below the typed name.

WILLIAM SEGRAVE.

18 Toongata Avenue
BATEAU BAY
29th August 1993

The Directors
BWBGELTECH Pty Ltd

Sir,

When I first entered the three months trial I had pain in my neck, fingers and hip. I know I did not receive any treatment but I still feel, a lot better than I did and now only have pain when I have occasion to work those areas a bit hard. I enjoyed the three months and am looking forward to having the treatment.

Yours faithfully,

A handwritten signature in cursive script that reads "Cliff Shepherd". The signature is written in black ink and is centered on the page.

Cliff Shepherd.

29th August 1994

The Directors
BWBGELTECH Pty Ltd

In early May 1993 I was selected to participate in a revolutionary treatment for Osteo and Rhumatoid Arthritis being conducted by Mr. Geoff Baker on behalf of BWB Geltech.

I attended the afternoon session of the program for treatment of the Osteo Arthritis in my left knee, back and right shoulder.

To this date, neither the state of my health nor my arthritic condition has shown any improvement during the three months running of the trial.

Yours truly,

A handwritten signature in black ink that reads "A. Taylor". The signature is written in a cursive, slightly slanted style.

MRS. A. TAYLOR.

636 The Entrance Road
WAMBERAL
30th August 1993


The Directors
BWBGELTECH Pty Ltd

When first applying to join your group, I did it very tongue in cheek, but as the weeks went by I did start to feel a lot better in myself personally. I think it was interaction with people for three hours a lot worse than myself.

I think I first pointed out my arthritic condition is worse in summer than winter. So really I don't really know if my aches are better or not, as I am at present mainly pain free, and not having any croquet for the past four months, I feel rather more normal.

Yours in hope,

(Mrs) Peg Williams.

A handwritten signature in cursive script that reads "Mrs. Peg Williams". The signature is written in dark ink and is positioned to the right of the typed name.

APPENDIX E, Volunteer Testimonies (Randomly selected)

GROUP B - TREATED VOLUNTEERS

25 Maple Street
WYOMING 2250
8th December 1993

The Directors
BWBGELTECH Pty Ltd

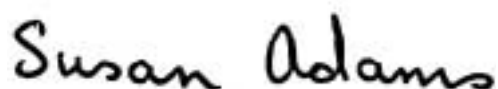
At the commencement of the second study I had considerable pain in my shoulders, pain and stiffness in both hips and pain in my lower spine. I found it difficult to walk on uneven ground and even more difficult to walk uphill. Because of the pain and discomfort I felt, I never slept for more than 2 - 3 hours at night and would generally then have to get up and walk around and take pain killers and wait a while before I could return to bed to try to sleep again.

Today, the last day of the study I can say that I feel that I have improved considerably. I now sleep 4 - 5 hours at night and rarely have to get up to take pain killers. In fact I rarely have to get up. It is generally now sufficient to change my position. I can then get back to sleep.

I now only occasionally have pain in my shoulders, and there is also some improvement in my hips and spine, allowing me to walk much more freely and to walk uphill which I would have had great difficulty negotiating three months ago.

My thanks to Geoff Baker for allowing me to take part in this study.

Yours sincerely,

A handwritten signature in black ink that reads "Susan Adams". The script is cursive and fluid.

SUSAN ADAMS.

32 Reserve Drive
BATEAU BAY 2261
8th December 1993

The Directors
BWBGELTECH Pty Ltd

I testify, that after twelve weeks of A.F.T. given by Geoff Baker, my arthritic joints have shown an improvement and my general feelings are more relaxed.

I am very grateful for this trial.

MURIEL BOOKER.

M. Booker.
—

52 Ash Street

TERRIGAL

9th December 1993

The Directors

BWBGELTECH Pty Ltd

At the beginning of treatment for Audio Frequency Unit I had considerable pain in both knees, elbows and hands due to arthritic condition general health pain.

After approximately two months treatment I found that my pain had reduced in all areas especially knees (had cortisone injections both knees about this period (2/12) as well.

Now am almost pain free except right wrist which is probably due to carpal tunnel syndrome in the main.

My general health seems improved.

Yours sincerely,

A handwritten signature in cursive script that reads "Marion P. Browne".

MARION P. BROWNE

8th December 1993

The Directors
BWBGELTECH Pty Ltd

General Report on my general condition at end of last 3 months of A.F.T.

(a) Right ankle and foot

Problem has almost completely disappeared.

(b) Lower Back

Is now much worse than before, but may have been accentuated by overdoing things in the garden etc.

(c) Left Knee

Has gradually worsened during treatment.

In desperation I consulted an orthopaedic surgeon who gave me two cortisone injections which had no effect and later performed an arthroscopic examination and removed a small piece of torn cartilage.

My knee is no better for all this treatment.



KEITH COLLESS

Marion Doorey
451 The Entrance Road
LONG JETTY
8th December 1993

The Directors
BWBGELTECH Pty Ltd

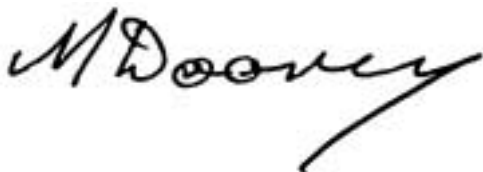
I was in a lot of pain in my knees as I have osteo-arthritis. I was limping around, hated to go anywhere as I knew I would not enjoy myself if I had to do any walking or standing. As the pain got unbearable at times, I could not sleep very well and I used to sleep with a pillow under my knees so as not to put pressure on them.

I heard about the Arthritis Study and decided to have a go at it.

Well The Andio Frequency Therapy Unit has helped me, it has not cured me, but I am at least 85% better than I thought I would be. I can walk most times without limping. I go shopping nearly all day, and I have been able to sleep much better, and most times without my pillow in between my knees.

The improvement has been just great. I wish I could be in a position to buy a unit, but unfortunately this cannot be. So with the right diet may be I can maintain my 85% standard I only hope so.

Yours sincerely,

A handwritten signature in black ink, appearing to read 'M Doorey', with a long, sweeping underline.

MARION DOOREY.

9th December 1993

June Field
24 Danbury Avenue
GOROKAN 2263

The Directors
BWBGELTECH Pty Ltd

A TESTIMONY OF MY GENERAL HEALTH AND CONDITION PRIOR TO
THE A.F.T. TREATMENT THIS SPRING

I have felt an improvement in my general health and any part of me that was affected by osteo-arthritis (with the exception of the weight-bearing joint in my right knee which is benefit of cartilage). Formerly I had soreness and stiffness in my wrists and fingers and especially in my left shoulder - which had pained me for some years. These pains are no longer felt.

A further benefit I have noted is an improvement in my general health such as sleeping well - motivation to accomplish more work wise and a happier feeling in attitude to most everything.

I am most grateful to have had this opportunity to be included in this trial.

JUNE FIELD

A handwritten signature in black ink that reads "J Field". The signature is written in a cursive, flowing style.

Joan Godwin
71 Rutleys Road
Wyee Bay

The Directors
BWBGELTECH Pty Ltd

On commencement of second trial I had lower back pain, right neck and should pain, right arm restricted for use and right wrist painful when used for gardening, housework, reading, sewing and any occupation in the normal course of life.

At the end of the trial i.e. three months to 8th December 1993 the pain has decreased considerably and I am able to walk in comfort, use my arm and wrist and generally feel one hundred percent better than have been for several years.

A.J. GODWIN

A handwritten signature in cursive script that reads "A. J. Godwin".

8th December 1993

The Directors
BWBGELTECH Pty Ltd

Dear Geoff,

I would like to say thank you for your patience and study for this study.

I was feeling quite miserable with pain most of the time in the back, the knees, shoulder and fingers. I was on Anti-inflammatory tablets and taking pain killers every four hours.

Now after three months on the treatment with the Audio Frequency Therapy Unit my fingers are good. I can now knit without pain. The pain in my shoulder has gone but all the movement hasn't come back as yet. My knees are a lot less painful. In all, my pain has lessened considerably as there are occasions that I have to take pain killers more than once a day. Most of my back pain is due to degeneration of the spine.

Please keep up your good work.

Yours faithfully,

Madge Russ

A handwritten signature in black ink that reads "Madge Russ". The signature is written in a cursive, flowing style.

APPENDIX E, Volunteer Testimonies (Randomly selected)

4. GROUP B - TREATED VOLUNTEERS

Gisela Mayer
36 Hopetown Street
FORRESTERS BEACH
8th December 1993

The Directors
BWBGELTECH Pty Ltd

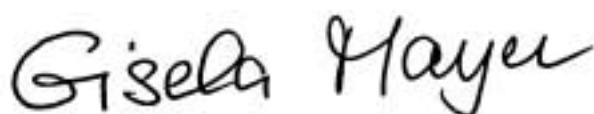
When I started my second three months of treatment I felt not good, therefore I feel the treatment had not worked on me. Over the last three months I got progressively better and am now at the end of the course able, without having to take extra tablets, go up 50 steps into my house. At one stage I thought we will have to sell our house because the arthritis in my back, knees and hips was too painful to cope with.

I have not taken any medication for some weeks and feel very good all over!

Thank you Geoff for letting me be your trial patient. I will be forever grateful to you and your machine.

All the best for your future.

Yours gratefully,

A handwritten signature in black ink that reads "Gisela Mayer". The script is cursive and fluid, with the first letters of "Gisela" and "Mayer" being capitalized and prominent.

GISELA MAYER

8th December 1993

The Directors
BWBGELTECH Pty Ltd

Previous to the study starting in May I had been in quite a lot of pain in most joints.

My shoulders were so sore, hanging washing was very difficult. My hands and feet were too tender to touch. My hips were often out of kilter, my left elbow would not straighten due to constant swelling. Even my jaw used to go out occasionally.

Since going through six months of the program I feel I have gradually improved in the last three months. Those joints haven't given me as much trouble, I feel generally much better than I did before.

LISA O'MAHONY

A handwritten signature in black ink that reads "L. J. O'Mahony". The signature is written in a cursive style with a checkmark at the end.


Albert Meyer
8th December 1993

The Directors
BWBGELTECH Pty Ltd

In the past ten years I have progressively gotten worse in my arthritics. Even when I first started the Audio Frequency program I had doubts about its success.

However after three months of treatment I felt that I had benefited at a rate of 30% to 40% which really made me feel great. I now have a lot more mobility in my joints.

Sincerely,

A handwritten signature in cursive script that reads "Albert C. Meyer".

A. MEYER.

M. B. Riley
6 Rockleigh Street
WYONG 2259

8th December 1993

The Directors

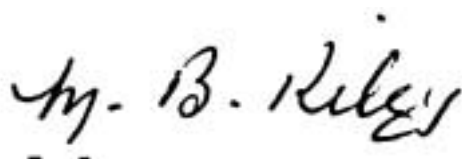
BWBGELTECH Pty Ltd

Since being accepted into the Audio Frequency Therapy Trials for the second twelve weeks, I have continued to show great improvement in all Arthritic joints and also in all areas of general health and well being.

My Arthritis has completely disappeared and I am now pain free in all the joints previously affected by Arthritis.

Many thanks to the Audio Frequency Therapy treatment, Geoff Baker and B.W.B. Geltech, who have given us six months of their time and help to put us on the road to a much brighter and more pain-free future.

Yours very sincerely,

A handwritten signature in black ink that reads "M. B. Riley". The signature is written in a cursive style with a small dot above the 'i' in Riley.

M. B. RILEY.

Phillip A. (Bing) Riley
6 Rockleigh Street
WYONG 2259

8th December 1993

The Directors
BWBGELTECH Pty Ltd

Since receiving another twelve weeks treatment with the Audio Frequency Therapy Trials, I have improved greatly in all joints previously affected by Arthritis.

My back is now completely pain-free, both my hips have improved 70 - 75% and my thumb joints which were so painful that I was having regular Cortisone injections in each, are now 50% pain-free.

I am very grateful to the Audio Frequency Therapy Unit, Geoff Baker and B.W.B. Geltech, for the treatment and follow up dietary information.

I no longer have injections of any kind, I can mow my lawn, do some gardening and several other things that previous to this treatment, I was unable to do.

Yours sincerely,

A handwritten signature in cursive script that reads "P. A. Riley". The signature is written in black ink and is positioned above the printed name.

P. A. RILEY.